

HEINE QUALITY
MADE IN GERMANY

∴ HEINE Hand-held Ophthalmic Instruments

For precise diagnostic examination of the eye.

NEW!

Additional products
with LED in HQ





LED HQ

LED NOW IN HEINE QUALITY.



HEINE BETA[®] 200 / BETA[®] 200 S OPHTHALMOSCOPE

For a clear, bright, glare-free image of the fundus – for years to come.

BETA 200	BETA 200 S
- 35 / + 40 27 diopter steps	- 36 / + 38 74 single diopter steps
6 apertures:  Slit, fixation star with polar coordinates, cobalt blue filter, large spot, small spot, hemisplot	7 apertures:  Cobalt blue filter, fixation star with polar coordinates, large spot, small spot, pinhole, slit, hemisplot
 With red-free filter	 With red-free filter

Dustproof housing



Reduction of reflections thanks to the "Aspherical Optical System" (AOS)* exclusively from HEINE

Optical components are mounted on a cast aluminum frame



LED NOW IN HEINE QUALITY.

XHL or LED^{HQ} illumination for precise illumination and true colour images during funduscopic examinations

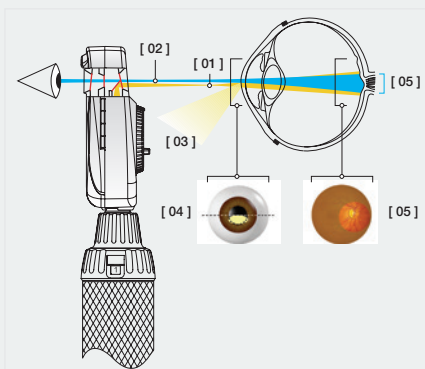
Patented continuous brightness control
Pat.-No. US 9839086

BETA4 rechargeable handle with latest Li-ion technology



EN200 Diagnostic Centre:

Instruments located at your fingertips in a space-saving design



*Aspherical Optical System" (AOS) exclusively from HEINE

eliminates corneal and iris reflexes to provide large, crisp and glare-free fundus images.

- [01] Flat, elliptical illumination beam produced by HEINE's Aspherical Optical System.
- [02] Observation path.
- [03] Redirected iris and corneal reflexes.
- [04] The elliptical light beam enters through the lower half of the cornea. The illumination beam has been separated from the observation beam (Gullstrand-Principle). All reflexes are diverted away from the observation beam due to the curvature of the reflective cornea. Due to the flat, compressed form of the light beam, a maximum amount of light enters through the pupil.
- [05] Once past the anterior chamber, the light beam opens up dramatically to illuminate a large area of the retina.

HEINE® iC 2 FUNDUSCOPE

The next generation of direct, digital Ophthalmoscopes.
Conveniently capture high quality fundus images.

Comfortable working distance
for doctor and patient



Photobiological Protection
for the patient's eyes: Complete
brightness control and LED
illumination which meets the
highest demands (ISO 15004-2,
Group I, international standard for
the light hazard protection)



Easy imaging of the
periphery with a large
field of view up to 34°



Compensation of patient's
defective vision: Stepless manual
dioptric adjustment of +/- 15 dpt.
and auto focus with +/- 3 dpt.

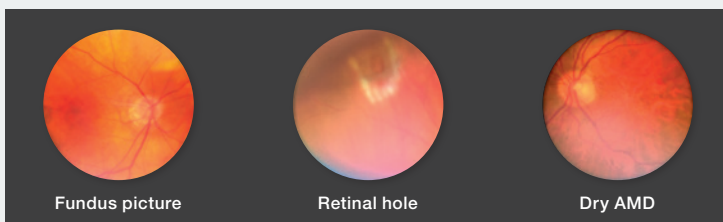


iC2 App: Simple mapping of
images. E-mail and zoom functions.
Storage of additional patient data.
Always up to date thanks to
updates from the App Store*

Mobile and light: Weighing only
300g, compact in size and
supports wireless operation,
this instrument is ideal for use
with bed-ridden patients or
patients with disabilities

High-quality fundus images:
Convenient documentation of
current condition and development
over time. Excellent image quality
with up to 12 MP**

Examples of fundus images with the HEINE iC 2 Funduscope



Explain findings to patients



* Apple, the Apple logo and iPhone are trademarks of Apple Inc., registered in the U.S. and other countries. App Store is a service mark of Apple Inc.
** With iPhone from Version 6s

HEINE BETA[®] 200 RETINOSCOPE

For a fast, reliable and objective determination of refractive error.

NEW!
Now with LED
in HQ

Polarisation filter:
Eliminates stray light
and internal reflexes

Dustproof housing

Brilliant, precise
streak image

Exclusive ParaStop function*
for the precise selection of
the parallel beam

Enclosed vergence
sleeve prevents drift
during examinations

LED HQ

LED NOW IN HEINE QUALITY.

XHL or LED^{HQ}
illumination

Patented continuous
brightness control
Pat.-No. US 9839086

Fixation cards
with holder for
dynamic
retinoscopy



*HEINE ParaStop

The BETA200 Retinoscope with ParaStop features the latest multi-coated optics for an exceptionally bright fundus reflex and easier detection of the neutralisation point. ParaStop was developed by HEINE for the easy, precise selection of a parallel illumination beam. ParaStop simplifies and speeds up the precise detection of cylinder axis. ParaStop also simplifies the verification of the cylinder correction after refraction.

LED HQ

LED NOW IN HEINE QUALITY.

Light that shows colours as they are

- ✓ Bright and homogeneous illumination
- ✓ Accurate colour rendering index
- ✓ Consistent light output and performance throughout the whole working life
- ✓ Efficiency with the BETA4 rechargeable handle a longer examination time of approx. 3x

For a very bright, readily visible fundus reflex:

Brilliant, precise LED streak image. Completely homogeneous and bright light for a precise, fast diagnosis. LED working life typ. 50,000 hours. Adjustable feel-good lighting for the patient: exclusive continuous brightness control between 100% and 3% (patented: Pat.-No. US 9839086) with one-finger operation for glare-free light.



HEINE® HSL150 HAND-HELD SLIT LAMP

The ideal portable solution for the examination of the anterior segment. Light, mobile and easy to use.



The HSL150 features bright, white XHL Xenon Halogen illumination comparable in intensity with the best static slit lamps for examination of the anterior segment. The compact, ergonomic design provides instant loupe alignment of the slit image for comfortable operation. The HSL150 provides a 10x0.2mm up to 14x4mm slit image for direct focal illumination with an optical section. The ideal alternative for examinations where a static slit lamp is not available or practical to use. This hand-held slit lamp is invaluable for screening, in accident and emergency rooms, and for bed-ridden patients or small children.



HEINE® LAMBDA 100 RETINOMETER

The easy way of determining potential visual acuity after cataract surgery – proven by studies*.



*SUMMARY OF STUDIES:

- ✓ Even in patients with opacities, relatively accurate prediction of potential visual acuity (especially in cases of moderate cataracts).³⁻⁵
- ✓ Retrospective analysis: In 94.5% of cases the achieved postoperative visual acuity was equal to or higher than the one earlier determined with the retinometer.⁵
- ✓ Helpful in planning surgery, especially on patients also suffering from another condition that affects their sight, which is the case for just under a third of all cataract patients.¹⁻⁵
- ✓ Determines whether a combined operation is necessary or whether cataract surgery alone is sufficient.
- ✓ Useful in managing expectations, which is particularly important when dealing with patients with an ocular comorbidity where there is limited probability of improved visual acuity after surgery.⁵
- ✓ Rapid examination, taking less than 2 minutes, and easy to perform.²



The HEINE LAMBDA 100 Retinometer helps you explain the situation to your patients – improving the trust between doctor and patient.

1. Lundström M, et al. J Cat Refract Surg 2012; 38:1086-1093.
2. User manual for the HEINE LAMBDA 100 Retinometer.
3. Mistlberger A, Alzner E. Spektrum Augenheilkunde 1995;9/2:77-79.

4. Mimouni M, et al. Eur J Ophthalmol. 2017; 30:27:559-564.
5. Bamahfouz A, et al. Int J Sci Stud 2015;3:105-109.



HEINE® HAND-HELD INDIRECT OPHTHALMOSCOPE

For a fast and reliable fundus examination. Convenient hand-held indirect ophthalmoscope for mobile use.

Coated optical glass provides a clear and sharp image, even with a high level of illuminance

+3 dpt. lens attachment

Optionally integrated interference red-free filter for increased contrast

Adjustable illumination beam, for the examination of small pupils

One-hand operation: All control elements can be reached with the thumb

HEINE XHL Xenon Halogen illumination

Continuous brightness control

BETA 4 rechargeable handle with latest Li-ion technology



HEINE A.R. Aspheric Ophthalmoscopy Lens

The ophthalmoscopy lens which is needed for the examination provides a 3 – 5x magnification of the fundus. 16D/Ø 54 mm, 20D/Ø 50 mm and 30D/Ø 46 mm.



HEINE Hand-held Indirect Binocular Ophthalmoscope

Adding the binocular attachment to the hand-held indirect ophthalmoscope allows stereoscopic examination. PD selection from 54 to 74 mm

ORDERING INFORMATION



BETA200
Ophthalmoscope

BETA200 Ophthalmoscope with	2.5V XHL	3.5V XHL	LED
BETA battery handle , spare bulb, hard case	C-144.10.118		
BETA4 USB rechargeable handle , medical approved plug-in power supply, handle rest, spare bulb for XHL version, hard case		C-144.27.388	C-144.28.388
BETA4 NT rechargeable handle , NT4 table charger, spare bulb for XHL version, hard case		C-144.23.420	C-144.24.420
BETA200 Ophthalmoscope only, without handle and accessories	C-001.30.100	C-002.30.100	C-008.30.100



BETA200 S
Ophthalmoscope

BETA200 S Ophthalmoscope with	2.5V XHL	3.5V XHL	LED
BETA battery handle , spare bulb, hard case	C-261.10.118		
BETA4 USB rechargeable handle , medical approved plug-in power supply, handle rest, spare bulb for XHL version, hard case		C-261.27.388	C-261.28.388
BETA4 NT rechargeable handle , NT4 table charger, spare bulb for XHL version, hard case		C-261.23.420	C-261.24.420
BETA200 S Ophthalmoscope only, without handle and accessories	C-001.30.120	C-002.30.120	C-008.30.120



iC2 Funduscope

iC2 Funduscope with		LED
Mounting case smartphone iC 2/7 for Apple® iPhone® 7 and 8*, medical approved plug-in power supply and case		C-152.40.303
See above, but with mounting case smartphone iC 2/6 for Apple iPhone 6/6s*		C-151.40.303
See above, but with mounting case smartphone iC 2/5 for Apple iPhone 5s and SE*		C-150.40.303



BETA200
Streak Retinoscope

BETA200 Streak Retinoscope with	2.5V XHL	3.5V XHL	LED
BETA battery handle , spare bulb, hard case	C-034.10.118		
BETA4 USB rechargeable handle , medical approved plug-in power supply, handle rest, spare bulb for XHL version, hard case		C-034.27.388	C-034.28.388
BETA4 NT rechargeable handle , NT4 table charger, spare bulb for XHL version, hard case		C-034.23.420	C-034.24.420
BETA200 Streak Retinoscope only, without handle and accessories	C-001.15.353	C-002.15.353	C-008.15.353
Accessories:			
Spare bulb to convert to Spot Retinoscope	X-001.88.088	X-002.88.090	
Fixation cards with holder for dynamic retinoscopy			C-000.15.360

* The Apple iPhone is not included in the scope of delivery. Apple, the Apple logo and iPhone are trademarks of Apple Inc., registered in the U.S. and other countries.

ORDERING INFORMATION



HSL 150
Hand-held Slit Lamp

HSL 150 Hand-held Slit Lamp with	2.5V XHL	3.5V XHL
BETA4 SLIM NT rechargeable handle , NT 4 table charger, spare bulb, hard case		C-266.20.471
BETA SLIM battery handle , soft pouch, without spare bulb	C-252.10.105	
HSL 150 Hand-held Slit Lamp only, without handle and accessories	C-001.14.602	C-002.14.602
Accessories: HSL 10x Loupe Attachment for HSL 150		C-000.14.606



LAMBDA 100
Retinometer

LAMBDA 100 Retinometer with	2.5V XHL	3.5V XHL
acuity scale (scale 2), BETA4 USB rechargeable handle , medical approved plug-in power supply, handle rest, spare bulb		C-037.27.388
decimal scale (scale 1), BETA4 USB rechargeable handle , medical approved plug-in power supply, handle rest, spare bulb		C-038.27.388
LAMBDA 100 Retinometer with acuity scale 20/300 to 20/25 (scale 2) only, without handle and accessories	C-001.35.015	C-002.35.015
LAMBDA 100 Retinometer with decimal scale 0.06 to 0.8 (scale 1) only, without handle and accessories	C-001.35.010	C-002.35.010



Hand-held Indirect
Ophthalmoscope

Hand-held Indirect Ophthalmoscope MONOCULAR with	3.5V XHL
BETA4 USB rechargeable handle , medical approved plug-in power supply, handle rest	C-020.27.388
BETA4 NT rechargeable handle , NT 4 table charger	C-020.23.420
Hand-held Indirect Ophthalmoscope MONOCULAR only, without handle and accessories	C-002.33.001
Hand-held Indirect Ophthalmoscope BINOCULAR – PD selection from 54 to 74 mm with	3.5V XHL
BETA4 USB rechargeable handle , medical approved plug-in power supply, handle rest	C-021.27.388
BETA4 NT rechargeable handle , NT 4 table charger	C-021.23.420
Hand-held Indirect Ophthalmoscope BINOCULAR only, without handle and accessories	C-002.33.002

ADDITIONAL ACCESSORIES:




[01]



[02]

[03]



Charge status indicator
in the bottom insert



[04]

Accessories:	2.5V XHL	3.5V XHL
BETA battery handle [01]	X-001.99.118	
BETA4 USB rechargeable handle with medical approved plug-in power supply and handle rest [02]		X-007.99.388
BETA4 NT rechargeable handle for NT 4 table charger [03]		X-007.99.396
NT 4 table charger, without handle [04]		X-002.99.494

In 1946 our founder, Helmut A. Heine started HEINE Optotechnik with one goal in mind; to build the highest quality diagnostic instruments available in the world. It was his belief that the highest quality instruments will always best support the health care professional in making the earliest and most accurate diagnosis. For over 70 years, our customers have been able to rely on this promise, and on their HEINE instruments for precise diagnostic performance, unique functionality and long lasting durability.

Today, as a global leader in primary diagnostic instruments with over 500 employees we remain committed to our founding principles. We are still a 100% family owned and managed company and care deeply about our employees, our customers, and the quality of our products. We continue to develop and manufacture HEINE instruments exclusively at our facilities in Germany, where we combine decades-long experience and craftsmanship with the most modern manufacturing technologies.

www.heine.com



GERMANY

 HEINE Optotechnik GmbH & Co. KG
Kientalstr. 7
82211 Herrsching
Tel. +49 (0) 81 52-38 0
Fax +49 (0) 81 52-3 82 02
E-Mail: info@heine.com
www.heine.com

NORTH AMERICA

HEINE USA LTD.
10 Innovation Way
Dover, NH 03820
Tel. (603) 7 42-71 03
Fax (603) 7 42-72 17
Toll Free (800) 367-4872
E-Mail: service@heine-na.com

AUSTRALIA

HEINE AUSTRALIA PTY. LTD.
Unit 9, 98 Old Pittwater Road
PO Box 7218 Warringah Mall
NSW 2100
Tel. +61 (0) 2-99 38 95 00
Fax +61 (0) 2-99 39 23 05
E-Mail: info@heine.com.au

SWITZERLAND

HEINE (Schweiz) AG
Tobeläckerstr. 9
CH-8212 Neuhausen am Rheinflall
Tel. +41 (0) 52-6 72 22 66
Fax +41 (0) 52-6 72 63 77
E-Mail: info@heineschweiz.ch

Your distributor

06/18. A-000.00.230 e

